



PodCast Segment Lucky 13

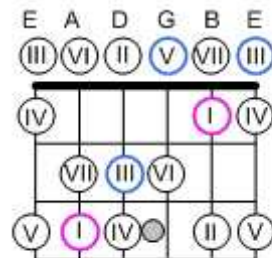
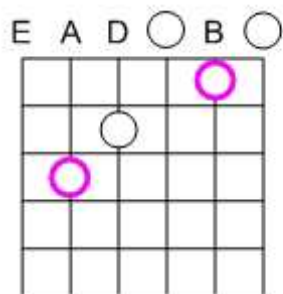
**A Practical Method
for Learning Music
on Guitar (and Bass)**



bonar harris
author of The Six Rings
www.myspace.com/bonarsmusic

The C minor Chord in C Form

C form



C minor

I \flat III V

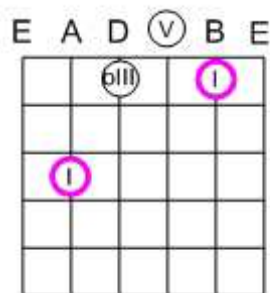


Illustration 1

The C minorMajor 7 Chord in C Form

C minMaj7

I \flat III V VII

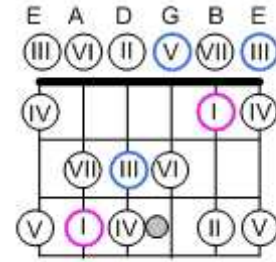
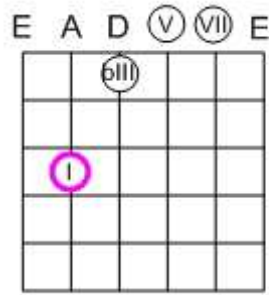


Illustration 2

The C minor 6 Chord in C Form

C min 6

I \flat III V VI

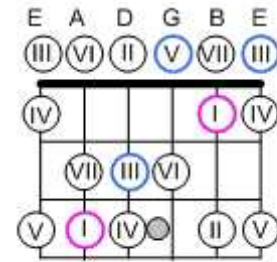
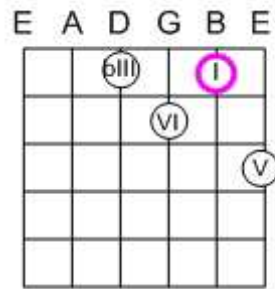


Illustration 3

The C minor add 9 Chord in C Form

C min add 9

I \flat III V IX

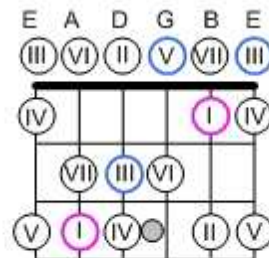
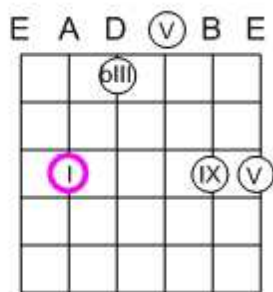
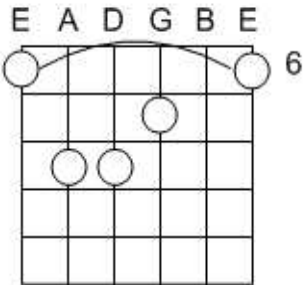
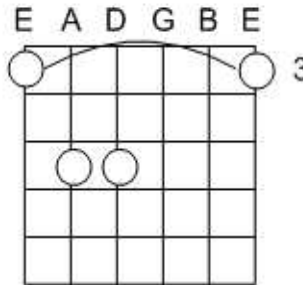
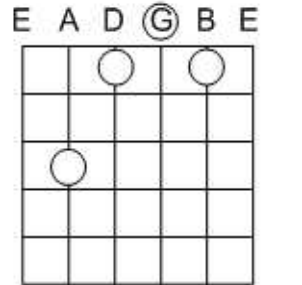
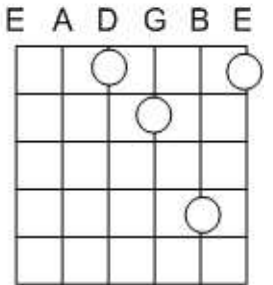
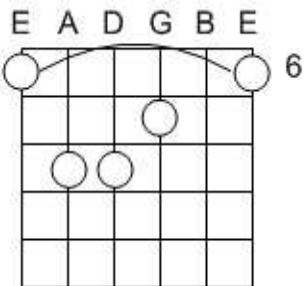
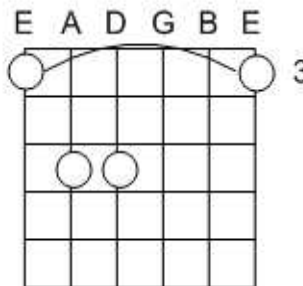
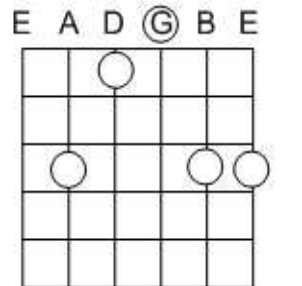
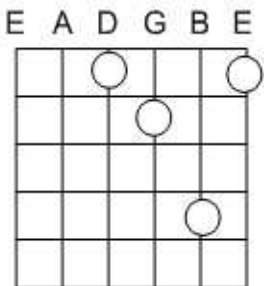
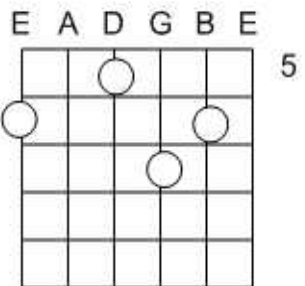
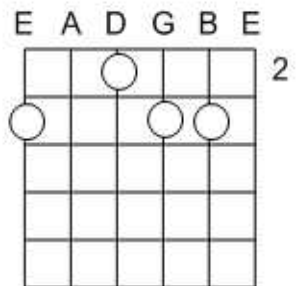
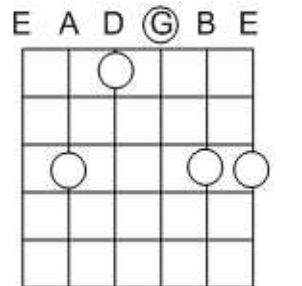
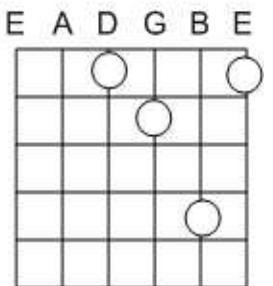


Illustration 4

I - VI - II - V progression in B_b

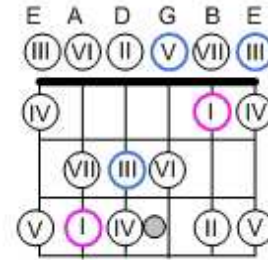
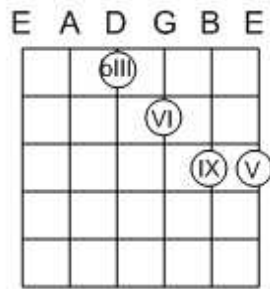
Illustration 5

	I	VI	II	V
Original	B_b	G min	C min	F 7
	E A D G B E 	E A D G B E 	E A D Ⓒ B E 	E A D G B E 
Substitute	B_b	G min	C min add 9	F 7
	E A D G B E 	E A D G B E 	E A D Ⓒ B E 	E A D G B E 
Final	B_b6	G min 6	C min add 9	F 7
	E A D G B E 	E A D G B E 	E A D Ⓒ B E 	E A D G B E 

The C minor 6 add 9 Chord in C Form

C min 6 add 9

I_b III V VI IX

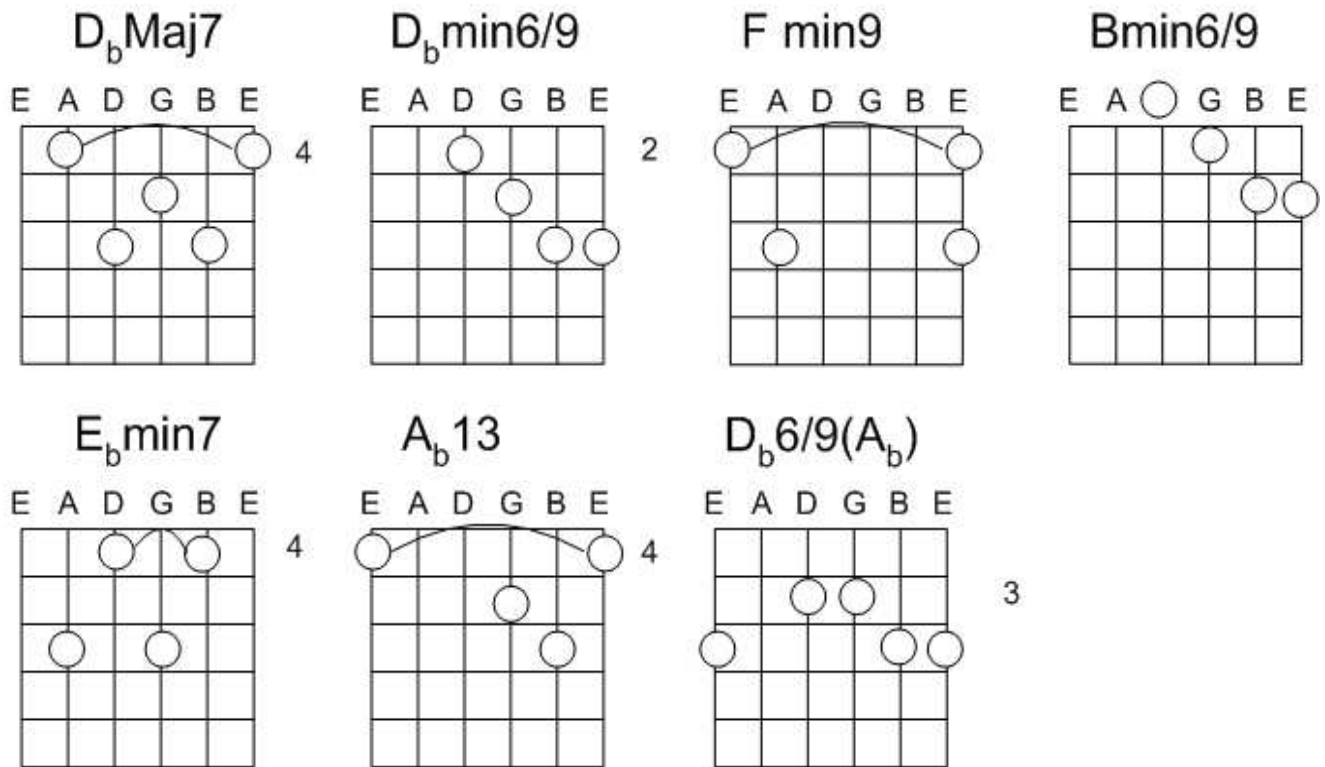


NOTE: This voicing has no "root" or "1" and that's okay.

Illustration 6

Example progression featuring minor 6 add 9

Illustration 7



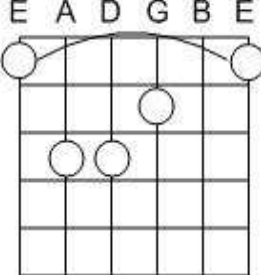
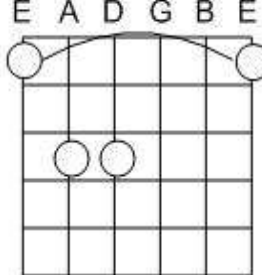
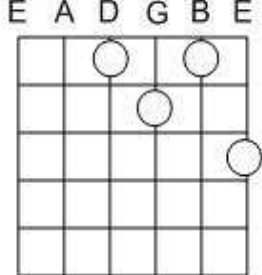
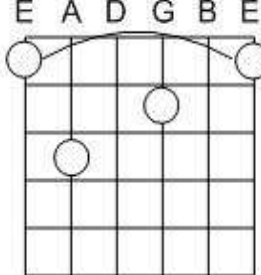
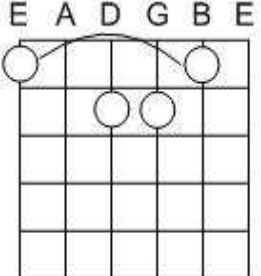
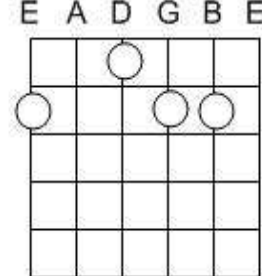
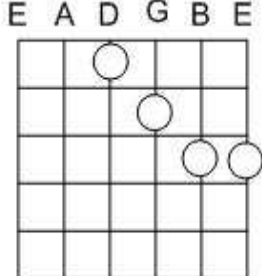
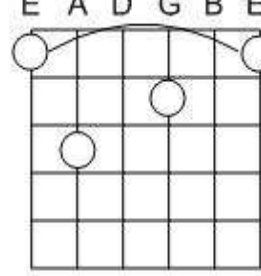
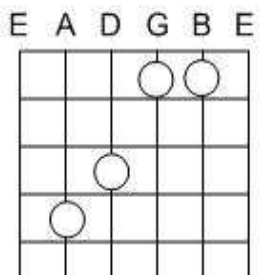
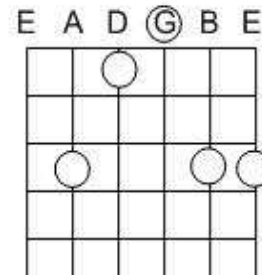
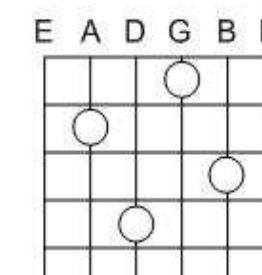
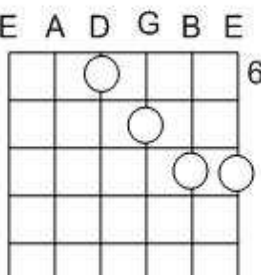
NOTE: Many chords can be called by several different names and this is true of the min 6 add 9 chord.

For example, you may see the same “shape” or voicing as the D_bmin6/9 shown above also referred to as an F[#]13 or even as a C7[#]9(_b13).

This is common in music. When one set of notes can be referred to by several names, we call it enharmonic - which just means that there are several names for the same “harmony”. Don’t let it confuse you.

Some example I - VI - II - V progressions

Illustration 8

I	VI	II	V
B_b	G min	C min 6	F 7
			
B_b Maj7	G min 6	C min 6/9	F 7
			
E_b Maj7	C min add 9	F min 6	B_b 13
			

NOTE: This final example is a I VI II V in the key of Eb. Note the voicing of the final B_b13 could also be called an F minor 6 add 9!